

UpToDate[®]

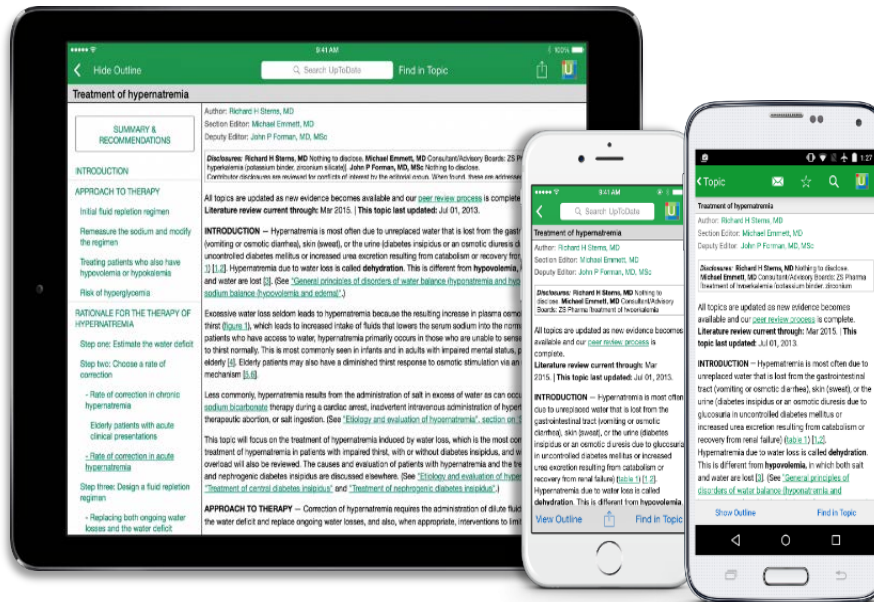
Mobile Solution

Quick Registration and Access

HCA[®] | Clinical Services Group

HCA Adds Another UpToDate Option – UpToDate Mobile

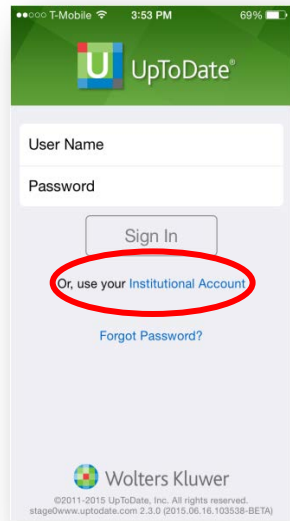
HCA is adding the UpToDate Mobile App for all clinicians to use when providing care to HCA patients



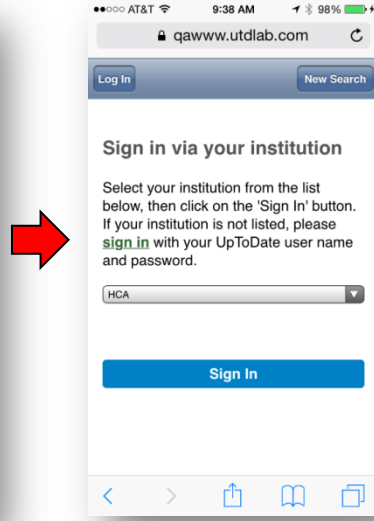
UpToDate is a clinical reference tool currently available today on HCA computers

NOTE: Use of the UpToDate mobile app and its content is only permitted when the user is engaged in services or activities that benefit an HCA hospital or its patients.

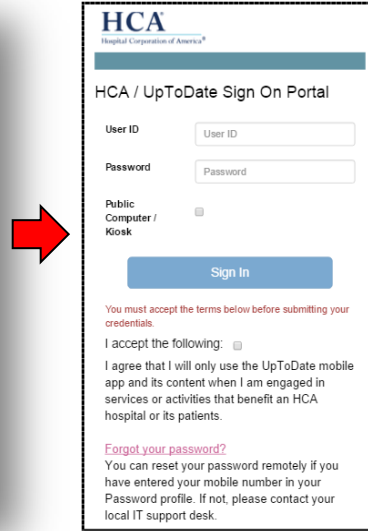
Completing UpToDate Mobile Application Initial Login and Registration using HCA Single Sign-On



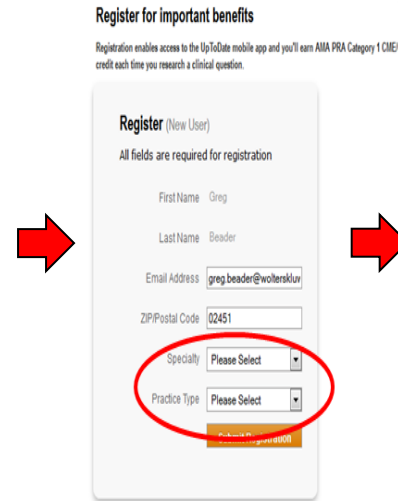
Step 1:
After downloading the UpToDate mobile app, open the app and click the 'use your Institutional Account' link



Step 2:
Select HCA from the drop-down menu and click Sign in




Step 3:
Enter your 3-4 ID and password
Read and ACCEPT the HCA disclaimer
Important:
ALL users must read and accept HCA User terms; and check agreement box to advance to registration page



Step 4:
Complete the ONE time registration process

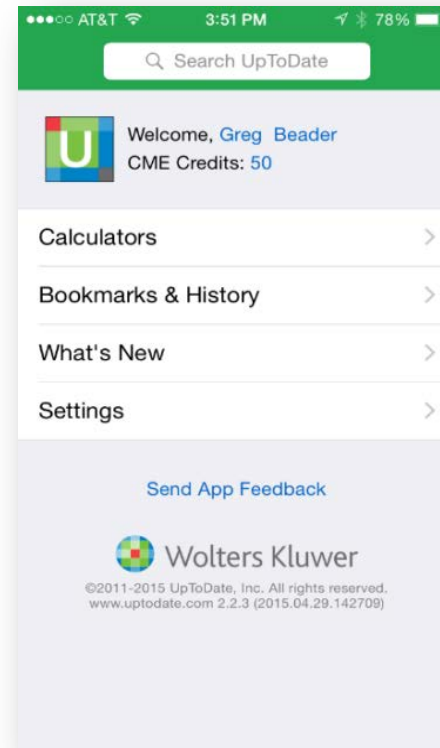
Once registration is complete, the user does not need to log in again to access the UTD app.



Step 5:
That's it! You can start searching UpToDate

Using the UpToDate Mobile app

- Once the UpToDate Mobile app is downloaded and registration is complete, you are ready to use UpToDate from your smartphone
- UpToDate Mobile app can be downloaded on up to 2 devices (Smartphone & iPad)
- Continue to earn CME/CE credits with the UpToDate Mobile app



Once registration is complete, the user does not need to log in again to access the UTD app

NOTE: Use of the UpToDate mobile app and its content is only permitted when the user is engaged in services or activities that benefit an HCA hospital or its patients.